



# United States & GCC Countries Relations

September 2024



Gulf Research Center  
Knowledge for All

## Table of Contents

- General information about United States
- FDI flow between United States and Saudi Arabia
- Bilateral Investment Treaties (BITs)
- Free Trade Agreements (FTA)
- United States Trade with GCC countries

# General information about United States

- Capital Washington D.C.
- Official language English
- Population 2023 334.91 million
- Population density 36 people per sq km
- GDP 2023 US\$27360.94B
- GDP per capita 2023 US\$81695.19
- Income tax 37.00%
- Corporate tax 21.00%
- Currency United States dollar
- Exchange rate USD/USD=1.
- Time zone UTC -05:00 - -10:00
- VAT 0.00%
- Average applied tariff rate 2.79%



Located in North America, the United States of America is a federal republic made up of 50 states. 48 of these states make up the landmass between Mexico and Canada, while Alaska is separated from the US by Canada and Hawaii is located in the mid-Pacific. The landscape varies across the large country from tropical beaches in Florida to peaks in the Rocky Mountains, from rolling prairie lands and barren deserts in the West to dense wilderness areas in the Northeast and Northwest. Interspersed throughout are the Great Lakes, the Grand Canyon, the majestic Yosemite Valley, and the mighty Mississippi River.

# The United States is a highly developed/advanced mixed economy

The U.S. economy is by far the largest economy in the world. The United States is a highly industrialised country with high levels of productivity and the use of modern technologies.

The American agricultural sector is without doubt one of the world's largest, Nevertheless, agriculture only accounts for 1% of GDP and employs 2% of the workforce

The industrial sector contributes to 17.9% of GDP and employs 19% of the workforce. the country is also the world leader in the aerospace and pharmaceutical industries. Thanks to its abundant natural resources, the United States has become a leader in the production of several minerals and has been able to maintain diversified production. The country is the world's largest producer of liquified natural gas, aluminium, electricity and nuclear energy. It is the world's third-largest oil producer and, for several years, has also been developing shale gas extraction on a large scale. In terms of value-added, the U.S. is the second-largest manufacturing nation in the world behind China.

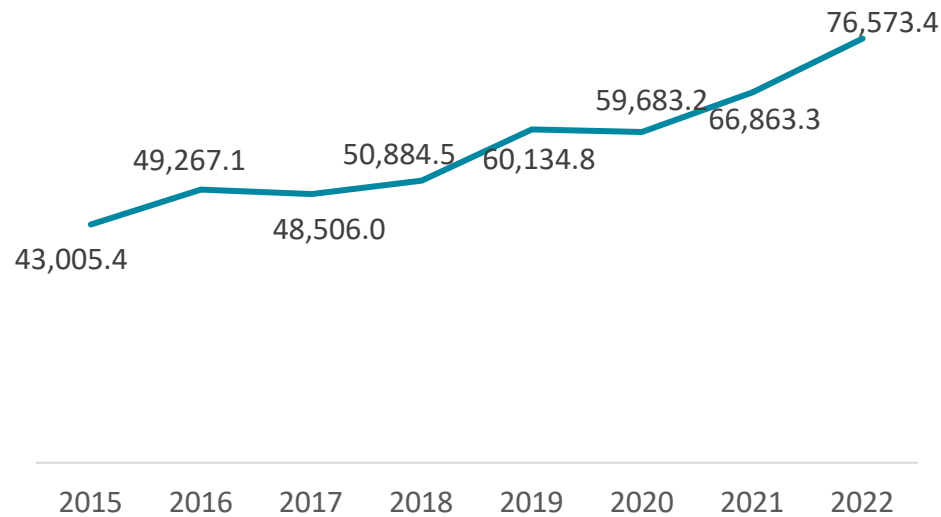
The American economy is essentially based on services: the tertiary sector accounts for more than three-fourths of GDP (77.6%) and employs 79% of the country's workforce. A large portion of GDP is composed of finance, insurance, real estate, rental, and leasing sector.



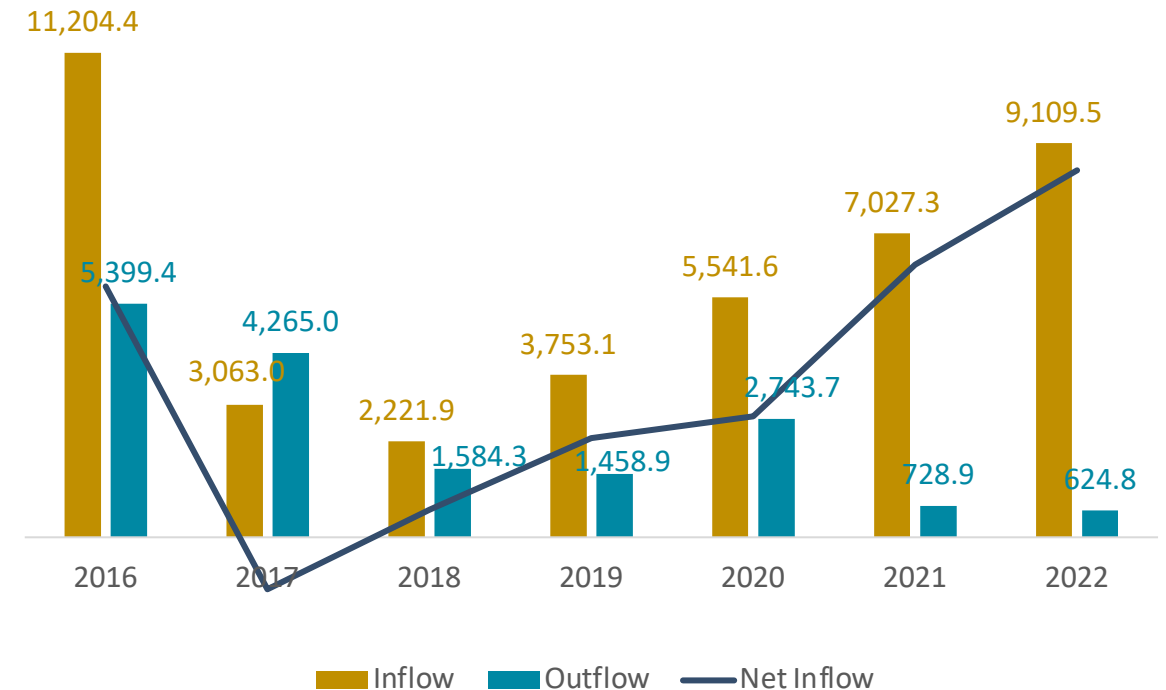
# Foreign Direct Investment

- In 2022, SAR 76573.44 million in FDI stock was recorded, higher by 14.5% compared to the previous year.
- In 2022, the value of the Foreign Direct Investment (FDI) Inflow was SAR 9109.48 million, while the FDI Outflow reached a value of SAR 624.76 million. These amounts resulted in an FDI Net Inflow of SAR 8484.72 million, higher by 34.7% than the previous year.

The stock of FDI from United States in Saudi Arabia., in Million SAR



The annual evolution of FDI Inflow and Outflow between United States and Saudi Arabia., in Million SAR



# Bilateral Investment Treaties (BITs)

Title	Status	Date of Signature	Date of Entry Into Force
USA - Bahrain BIT	In force	29/09/1999	30/05/2001

# Free Trade Agreements (FTA)

Title	Status	Date of Signature	Date of Entry Into Force
USA - Bahrain FTA	In force	14/09/2004	11/01/2006
USA - Oman FTA	In force	19/01/2006	01/01/2009

# United States Trade with GCC countries



# Rank of GCC Countries according to trade with USA

## UAE

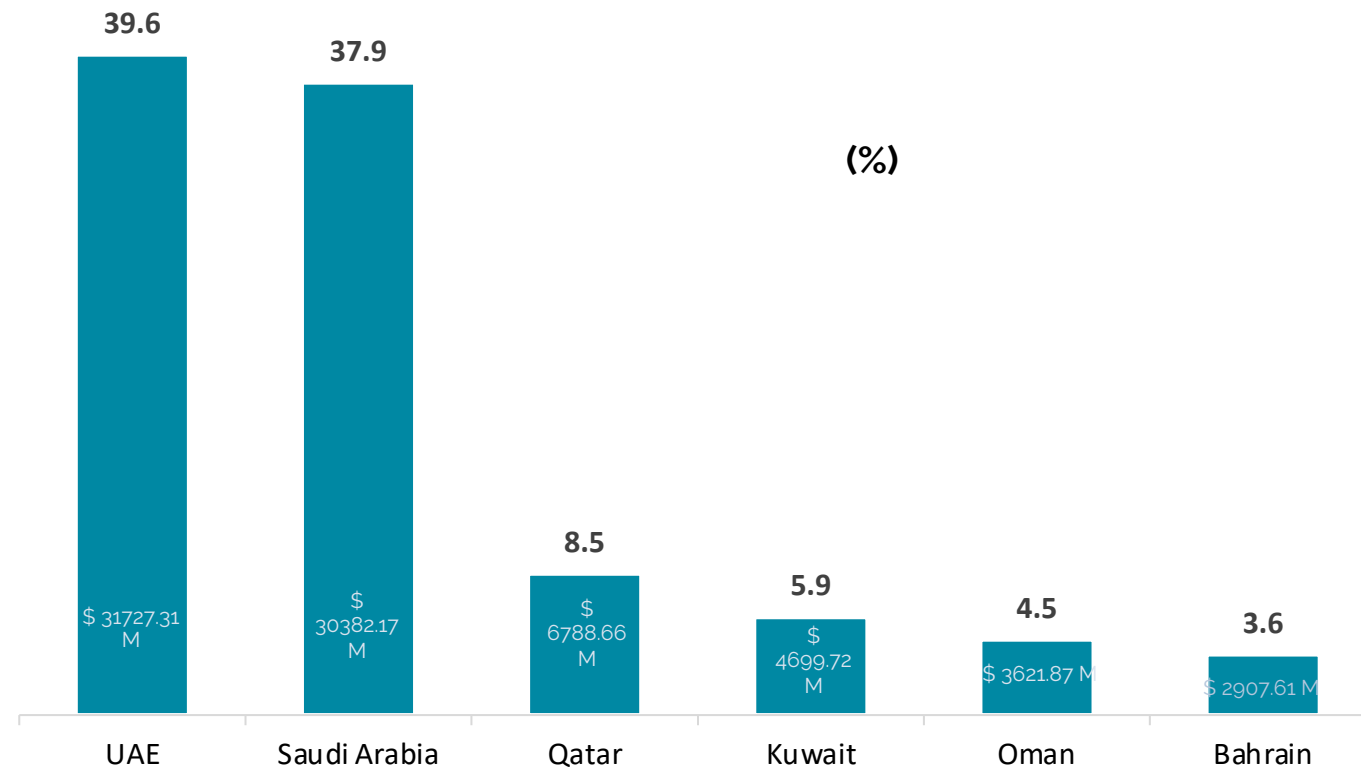
1st partners in GCC countries. UAE makes up 39.6% of GCC's total trade with United States.

## Saudi Arabia

2nd partners in GCC countries. Saudi Arabia makes up 37.9% of GCC's total trade with United States.

## Qatar

3rd partners in GCC countries. Qatar makes up 8.5% of GCC's total trade with United States.



## Kuwait

4th partners in GCC countries. Kuwait makes up 5.9% of GCC total trade with United States.

## Oman

5th partners in GCC countries. Oman makes up 4.5% of GCC's total trade with United States.

## Bahrain

6th partner in GCC countries. Bahrain makes up 3.6% of GCC total trade with United States.

Note: Data of 2023 is initial – all Data is not including re-export  
Source: UN Comtrade

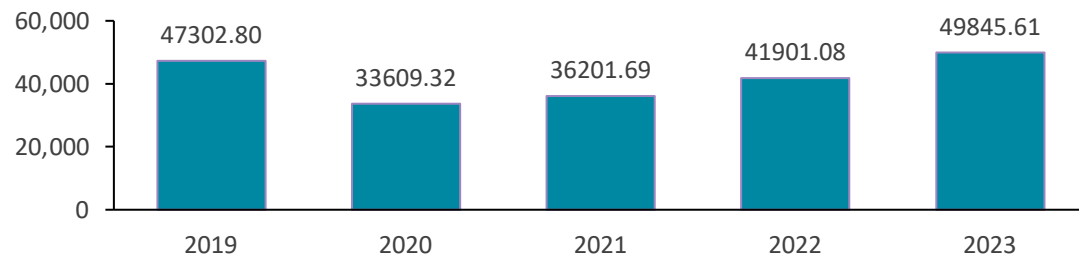
# United States & GCC Countries total trade volume

In 2023, the export value of United States to GCC Countries was US\$ 49845.61M. The main export categories have been Vehicles; other than railway or tramway rolling stock, Aircraft, spacecraft, and parts thereof, Machinery and mechanical appliances, boilers..., Electrical machinery and equipment and parts thereof, and Natural, cultured pearls; precious, semi-precious stones.

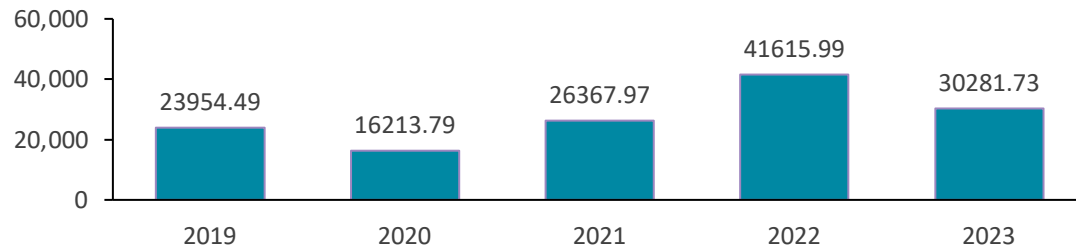
The total imports from GCC countries totaled US\$ 30281.73M. The main categories were Mineral fuels, mineral oils and products of their distillation, Aluminium and articles thereof, Commodities not specified according to kind, Fertilizers, and Organic chemicals.

United States had a positive trade balance with GCC Countries of US\$ 19563.88M in 2023. The total trade value between United States & GCC Countries in 2023 equals US\$ 80127.34M.

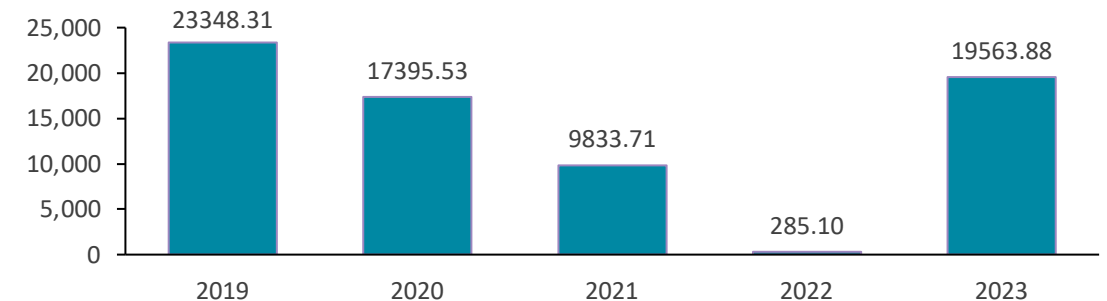
**USA Exports to GCC Countries, in million US\$**



**USA Imports from GCC Countries, in million US\$**



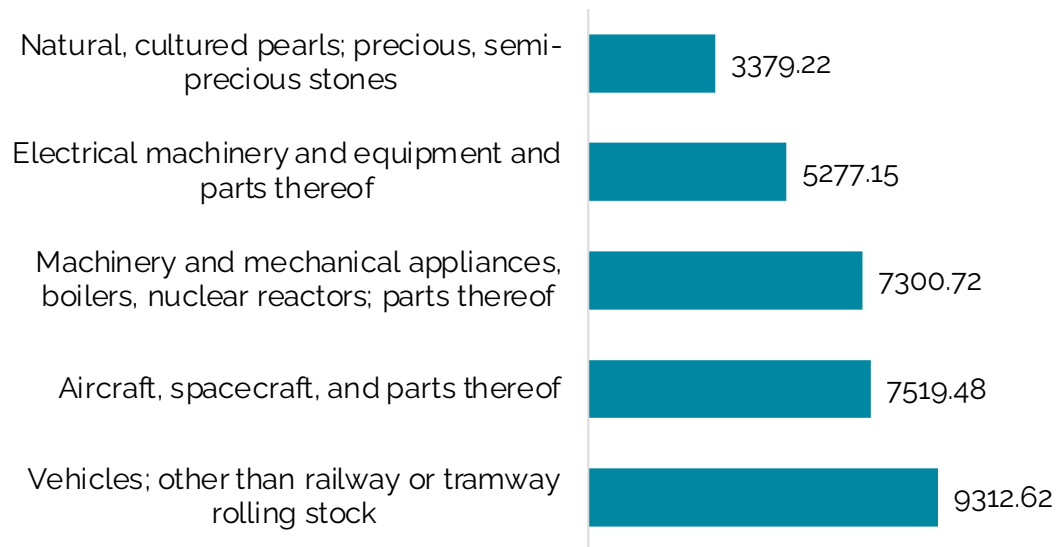
**Trade balance, in million US\$**



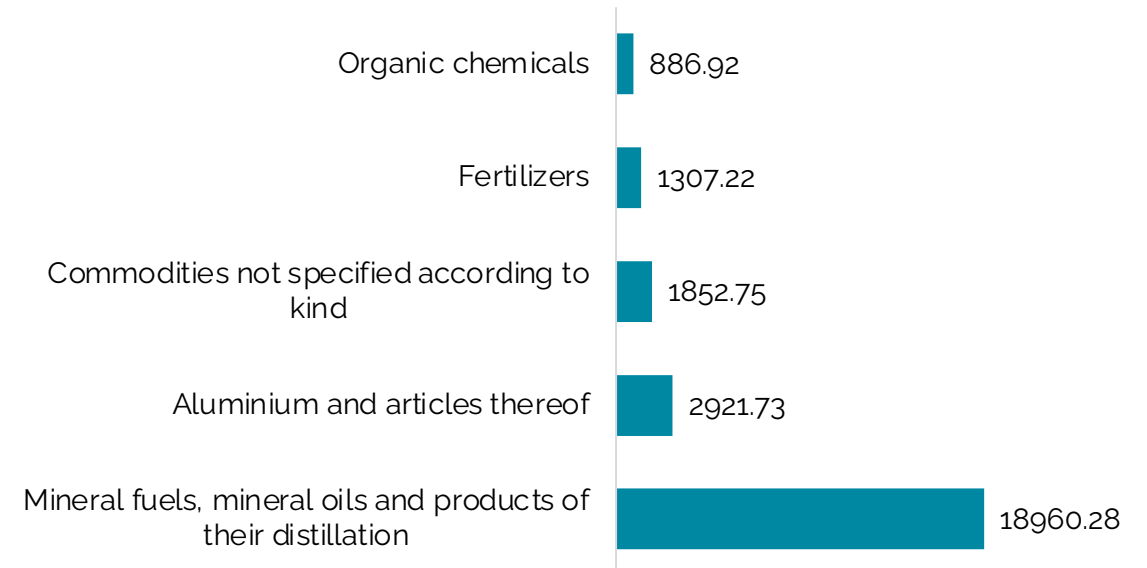
# Top trade categories between USA & GCC Countries

- 65.8% of United States's exports to GCC Countries are within five categories in 2023.
- 85.6% of United States's imports from GCC Countries are within five categories in 2023.
- UAE is the 1st partner in GCC countries; UAE makes up 39.6% of GCC total trade with United States. Saudi Arabia is the 2nd partner in GCC countries; Saudi Arabia makes up 37.9% of GCC total trade with United States.

**Top categories for export to GCC Countries in 2023, in a million US\$**



**Top categories for import from GCC Countries in 2023, in a million US\$**



# Top trade products between USA & GCC Countries

- 52.2% of United States's exports to GCC Countries are within 10 products in 2023. The main export products have been Commodities not specified according to kind, Motor cars and other motor vehicles, and Telephone sets, including smartphones..
- 87.0% of United States's imports from GCC Countries are within 10 products in 2023. The main import products have been Petroleum oils and oils obtained from bituminous minerals; crude, Petroleum oils and oils from bituminous minerals, not crude; preparations n.e.c..., and Aluminium; unwrought.

Top products for export to GCC Countries in 2023	Code	Value (MUS\$)
Commodities not specified according to kind	9999	7973.72
Motor cars and other motor vehicles; principally designed for the transport of persons	8703	7441.78
Telephone sets, including smartphones and other telephones for cellular/wireless networks	8517	2682.16
Automatic data processing machines and units thereof, magnetic...	8471	1730.49
Bombs, grenades, torpedoes, mines, missiles...	9306	1379.98
Diamonds, whether or not worked, but not mounted or set	7102	1305.98
Jewellery articles and parts thereof, of precious metal or of metal clad with precious metal	7113	1035.53
Vehicles; for the transport of goods	8704	844.89
Turbo-jets, turbo-propellers and other gas turbines	8411	817.74
Aircraft n.e.c. in heading no. 8801, except unmanned aircraft of heading 8806	8802	803.64

Top products for import from GCC Countries in 2023	Code	Value (MUS\$)
Petroleum oils and oils obtained from bituminous minerals; crude	2709	12153.57
Petroleum oils and oils from bituminous minerals, not crude; preparations n.e.c...	2710	6786.07
Aluminium; unwrought	7601	2283.57
Commodities not specified according to kind	9999	1852.75
Cyclic hydrocarbons	2902	710.64
Fertilizers; mineral or chemical, nitrogenous	3102	690.13
Fertilizers; mineral or chemical, containing 2 or 3 of the elements nitrogen...	3105	616.50
Jewellery articles and parts thereof, of precious metal or of metal clad with precious metal	7113	442.10
Plastics; plates, sheets, film, foil and strip (not self-adhesive)	3920	430.17
Aluminium; plates, sheets and strip, thickness exceeding 0.2mm	7606	375.23

# UAE makes up 39.6% of GCC total trade with USA

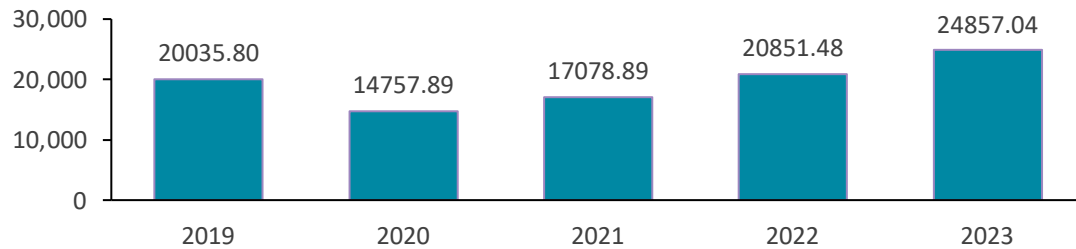
In 2023, the export value of United States to UAE US\$ 24857.04M, which represents 78.3% of the total trade with UAE. The main export categories have been Vehicles; other than railway or tramway rolling stock, Machinery and mechanical appliances, Electrical machinery and equipment and parts thereof, Aircraft, spacecraft, and parts thereof, and Natural, cultured pearls; precious, semi-precious stones.

The value of total imports from UAE was US\$ 6870.28M which represents 21.7% of the total trade with UAE. The main categories were Aluminium and articles thereof, Mineral fuels, mineral oils and products of their distillation, Commodities not specified according to kind, Iron or steel articles, and Machinery and mechanical appliances, boilers.

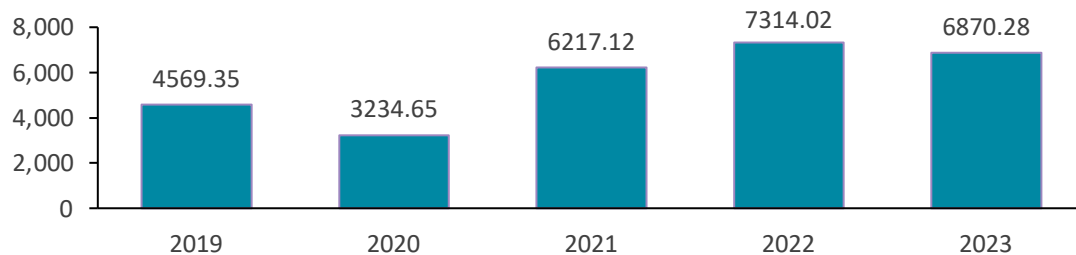
United States had a positive trade balance with UAE of US\$ 17986.76M in 2023.

The total trade value between United States & UAE in 2023 equals US\$ 31727.31M.

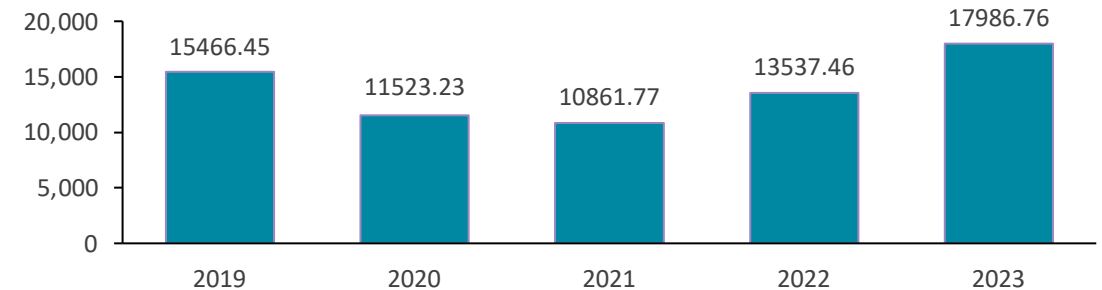
**USA exports to UAE, in million US\$**



**USA imports from UAE, in million US\$**



**Trade balance, in million US\$**



# Saudi Arabia makes up 37.9% of GCC total trade with USA

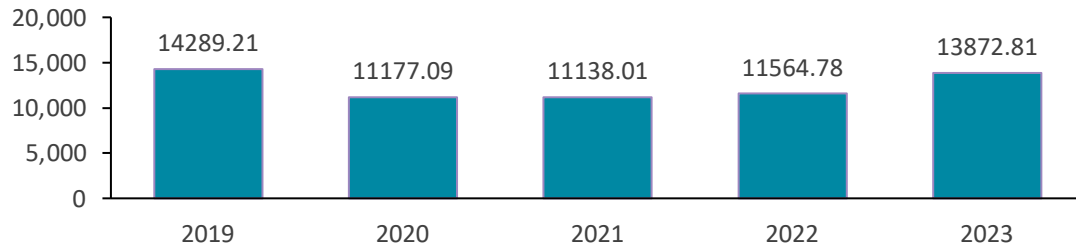
In 2023, the export value of United States to Saudi Arabia US\$ 13872.81M, which represents 45.7% of the total trade with Saudi Arabia. The main export categories have been Vehicles; other than railway or tramway rolling stock, Machinery and mechanical appliances, boilers, Aircraft, spacecraft, and parts thereof, Electrical machinery and equipment and parts thereof, and Optical, photographic, cinematographic, measuring.

The value of total imports from Saudi Arabia was US\$ 16509.36M which represents 54.3% of the total trade with Saudi Arabia. The main categories were Mineral fuels, mineral oils and products of their distillation, Fertilizers, Organic chemicals, Commodities not specified according to kind, and Iron or steel articles.

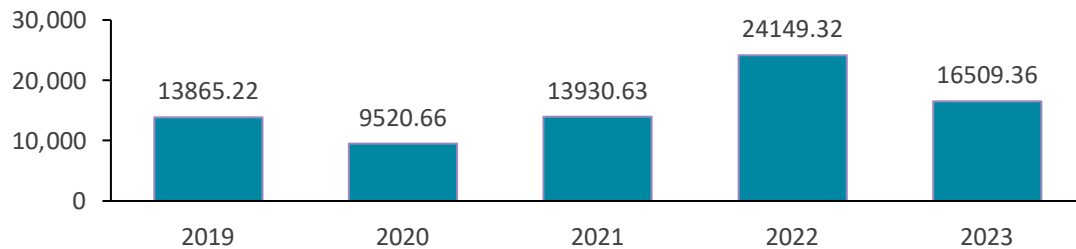
United States had a negative trade balance with Saudi Arabia of US\$ -2636.54M in 2023.

The total trade value between United States & Saudi Arabia in 2023 equals US\$ 30382.17M.

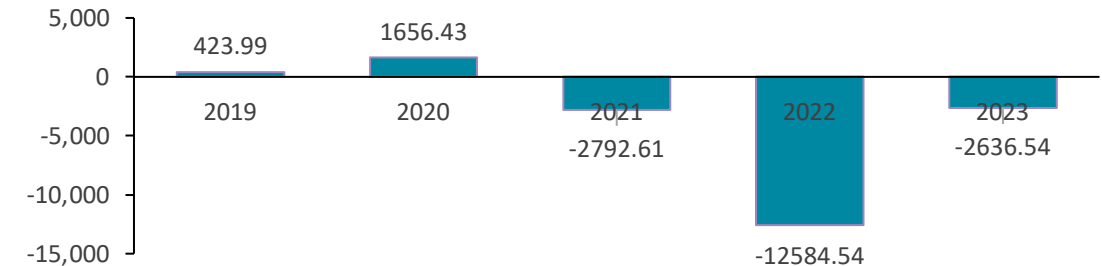
**USA exports to Saudi Arabia, in million US\$**



**USA imports from Saudi Arabia, in million US\$**



**Trade balance, in million US\$**



# Qatar makes up 8.5% of GCC total trade with USA

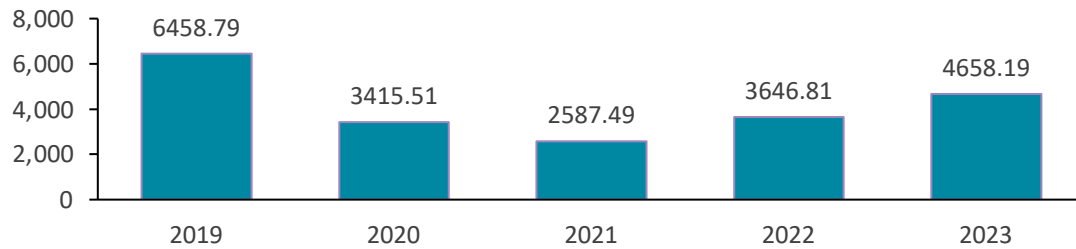
In 2023, the export value of United States to Qatar US\$ 4658.19M, which represents 68.6% of the total trade with Qatar. The main export categories have been Aircraft, spacecraft, and parts thereof, Machinery and mechanical appliances, boilers, Arms and ammunition; parts and accessories thereof, Vehicles; other than railway or tramway rolling stock, and Electrical machinery and equipment and parts thereof.

The total imports from Qatar were US\$ 2130.46M, representing 31.4% of the total trade with Qatar. The main categories were Mineral fuels, mineral oils and products of their distillation, Fertilizers, Aluminium and articles thereof, Commodities not specified according to kind, and Inorganic chemicals; organic and inorganic compounds of precious metals.

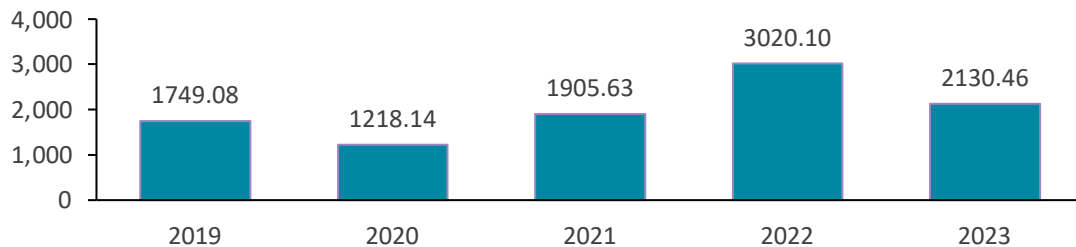
United States had a positive trade balance with Qatar of US\$ 2527.73M in 2023.

The total trade value between United States & Qatar in 2023 equals US\$ 6788.66M.

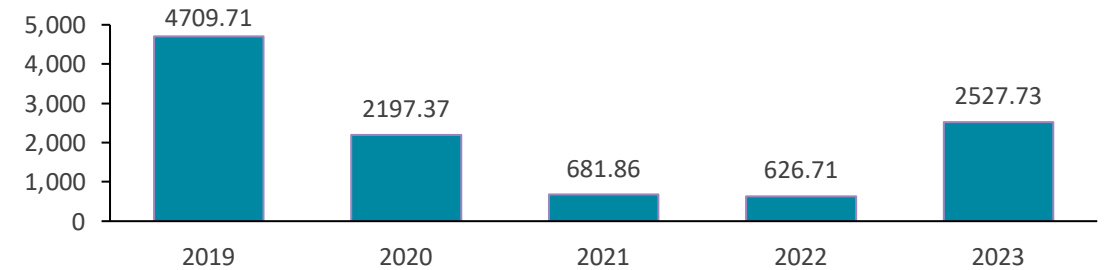
**USA exports to Qatar, in million US\$**



**USA imports from Qatar, in million US\$**



**Trade balance, in million US\$**



# Kuwait makes up 5.9% of GCC total trade with USA

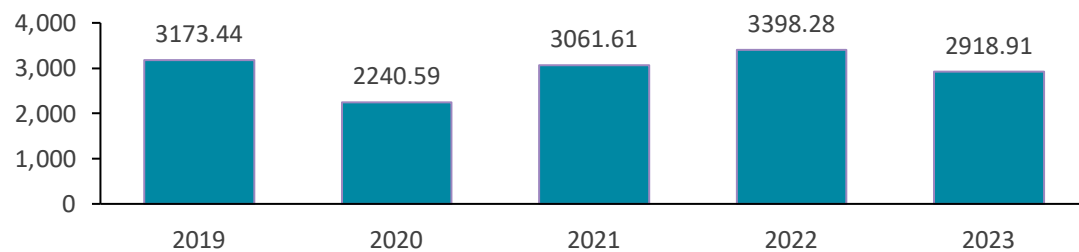
In 2023, the export value of United States to Kuwait was US\$ 2918.91M, which represents 62.1% of the total trade with Kuwait. The main export categories have been Vehicles; other than railway or tramway rolling stock, Mineral fuels, mineral oils and products of their distillation, Machinery and mechanical appliances, boilers, Optical, photographic, cinematographic, measuring..., and Electrical machinery and equipment and parts thereof.

The value of total imports from Kuwait was US\$ 1780.81M which represents 37.9% of the total trade with Kuwait. The main categories were Mineral fuels, mineral oils and products of their distillation, Commodities not specified according to kind, Organic chemicals, Ores, slag and ash, and Dairy produce; birds' eggs; natural honey.

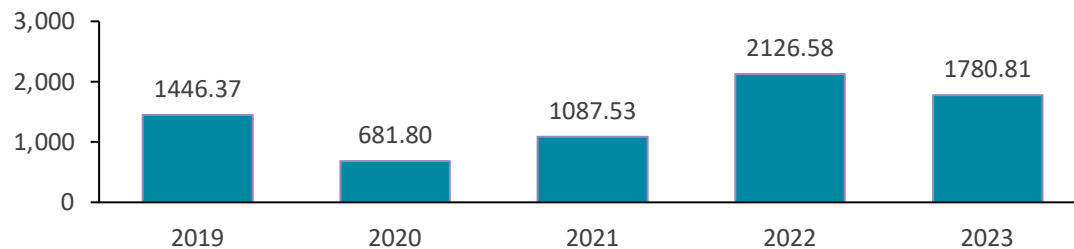
United States had a positive trade balance with Kuwait of US\$ 1138.10M in 2023.

The total trade value between United States & Kuwait in 2023 equals US\$ 4699.72M.

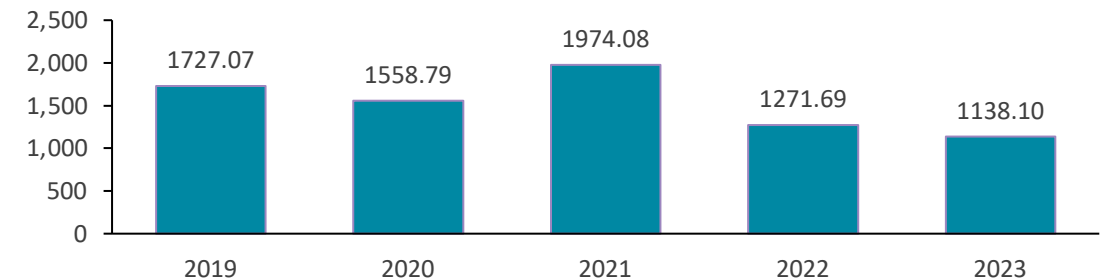
**USA exports to Kuwait, in million US\$**



**USA imports from Kuwait, in million US\$**



**Trade balance, in million US\$**





# Oman makes up 4.5% of GCC total trade with USA

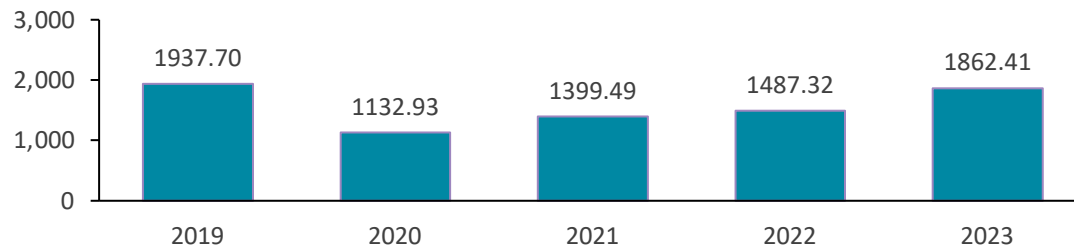
In 2023, the export value of United States to Oman US\$ 1862.41M, which represents 51.4% of the total trade with Oman. The main export categories have been Vehicles; other than railway or tramway rolling stock, Machinery and mechanical appliances, boilers, Natural, cultured pearls; precious, semi-precious stones, Aircraft, spacecraft, and parts thereof, and Mineral fuels, mineral oils and products of their distillation.

The value of total imports from Oman was US\$ 1759.46M which represents 48.6% of the total trade with Oman. The main categories were Plastics and articles thereof, Mineral fuels, mineral oils and products of their distillation, Aluminium and articles thereof, Natural, cultured pearls; precious, semi-precious stones, and Commodities not specified according to kind.

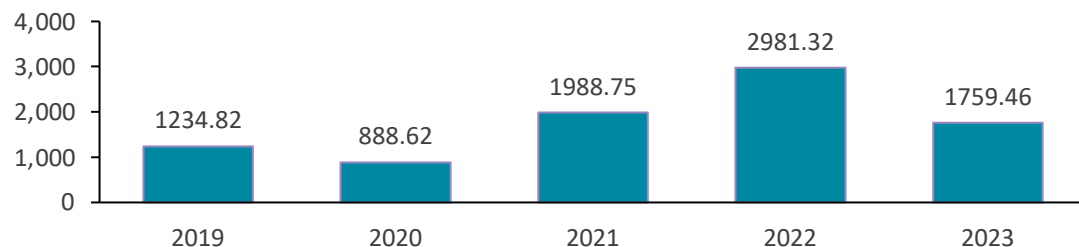
United States had a positive trade balance with Oman of US\$ 102.95M in 2023.

The total trade value between United States & Oman in 2023 equals US\$ 3621.87M.

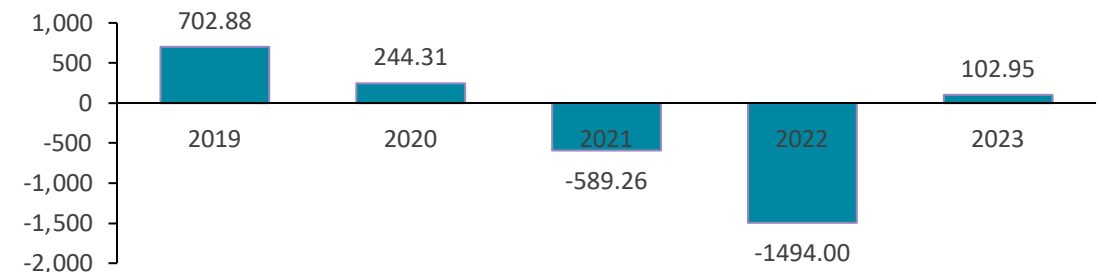
**USA exports to Oman, in million US\$**



**USA imports from Oman, in million US\$**



**Trade balance, in million US\$**



# Bahrain makes up 3.6% of GCC total trade with USA

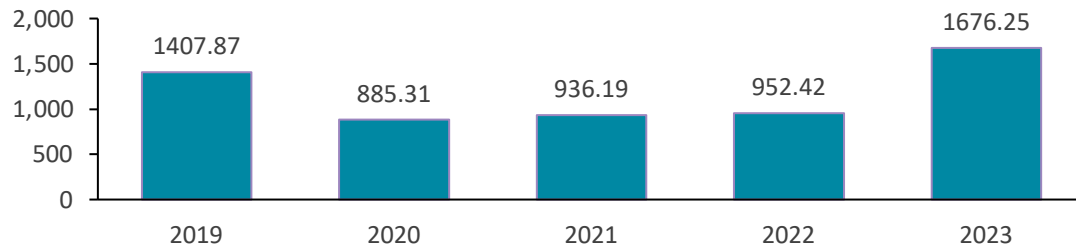
In 2023, the export value of United States to Bahrain was US\$ 1676.25M, which represents 57.7% of the total trade with Bahrain. The main export categories have been Aircraft, spacecraft, and parts thereof, Arms and ammunition; parts and accessories thereof, Electrical machinery and equipment and parts thereof, Commodities not specified according to kind, and Machinery and mechanical appliances.

The value of total imports from United States was US\$ 1231.36M, which represents 42.3% of the total trade with Bahrain. The main categories were Aluminium and articles thereof, Natural, cultured pearls; precious, semi-precious stones, Mineral fuels, mineral oils and products of their distillation, Plastics and articles thereof, and Textiles, made up articles; sets; worn clothing.

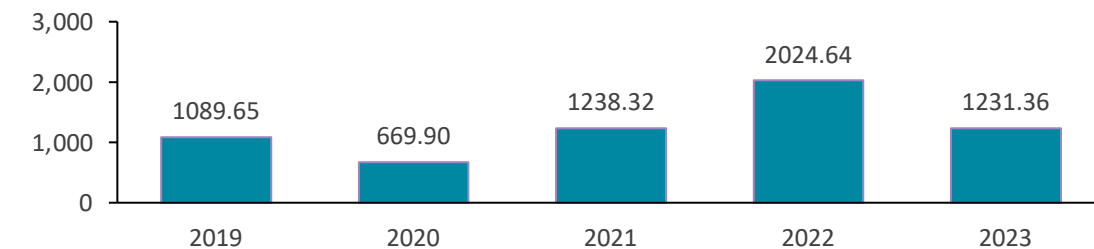
United States had a positive trade balance with Bahrain of US\$ 444.88M in 2023.

The total trade value between United States & Bahrain in 2023 equals US\$ 2907.61M.

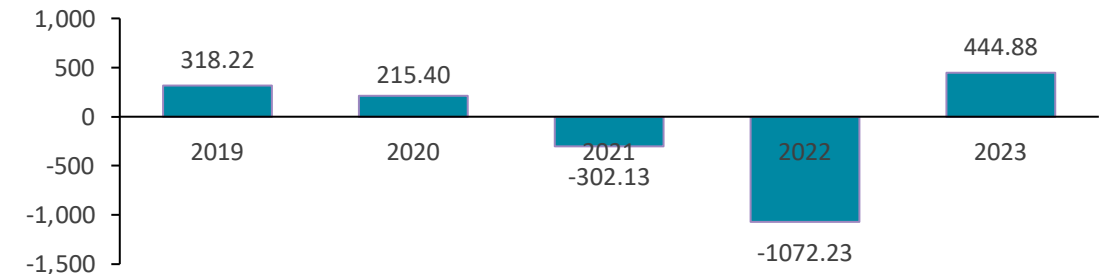
**USA exports to Bahrain, in million US\$**



**USA imports from Bahrain, in million US\$**



**Trade balance, in million US\$**



# Gulf Research Center

Knowledge for All



مركز الخليج للأبحاث  
المعرفة للجميع



## Gulf Research Center Jeddah (Main office)

19 Rayat Alitihad Street  
P.O. Box 2134  
Jeddah 21451  
Saudi Arabia  
Tel: +966 12 6511999  
Fax: +966 12 6531375  
Email: info@grc.net



## Gulf Research Center Riyadh

Unit FN11A  
King Faisal Foundation  
North Tower  
King Fahd Branch Rd  
Al Olaya Riyadh 12212  
Saudi Arabia  
Tel: +966 112112567  
Email: info@grc.net



## Gulf Research Center Foundation Geneva

Avenue de France 23  
1202 Geneva  
Switzerland  
Tel: +41227162730  
Email: info@grc.net



## Gulf Research Centre Cambridge

University of Cambridge  
Sidgwick Avenue,  
Cambridge CB3 9DA  
United Kingdom  
Tel: +44-1223-760758  
Fax: +44-1223-335110



## Gulf Research Center Foundation Brussels

Avenue de  
Cortenbergh 89  
4<sup>th</sup> floor, 1000  
Brussels  
Belgium



@Gulf\_Research Gulfresearchcenter gulfresearchcenter gulfresearchcenter

www.grc.net

مركز الخليج للأبحاث  
المعرفة للجميع