



Nordic Countries & Saudi Arabia Relations



Table of Contents

- General information about Nordic countries
- FDI flow between Nordic countries and Saudi Arabia
- Bilateral Investment Treaties (BITs)
- Saudi Arabia & Nordic Countries Trade

General information about Nordic Countries

- Population 2023 27.98 million

- GDP 2023 US\$1814.19 Billion

- The report will cover Nordic countries (Denmark, Finland, Iceland, Norway, and Sweden).
- Denmark, Sweden and Finland are members of the EU.
- Norway and Iceland are EEA members.



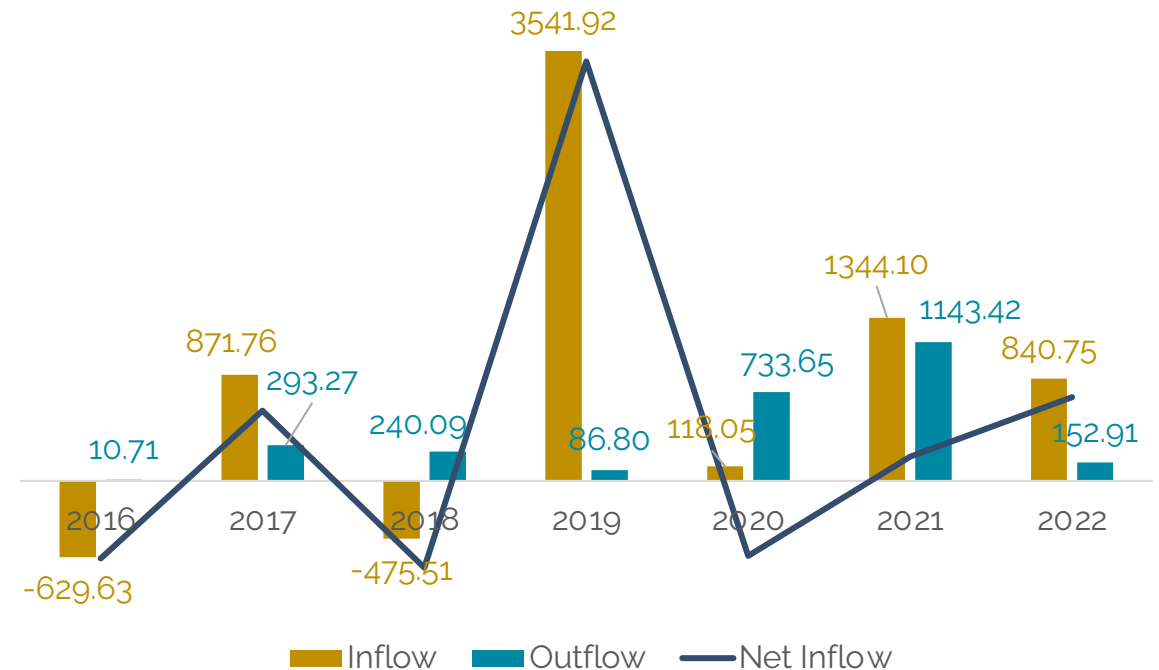
Foreign Direct Investment

- In 2022, SAR 4196.21 million in FDI stock was recorded, higher by 26.5% compared to the previous year.
- In 2022, the value of the Foreign Direct Investment (FDI) Inflow was SAR 840.75 million, while the FDI Outflow reached a value of SAR 152.91 million. These amounts resulted in an FDI Net Inflow of SAR 687.84 million, higher by 242.75% than the previous year.

**The stock of FDI from Nordic countries in Saudi Arabia.,
in Million SAR**



The annual evolution of FDI Inflow and Outflow between Nordic countries and Saudi Arabia., in Million SAR



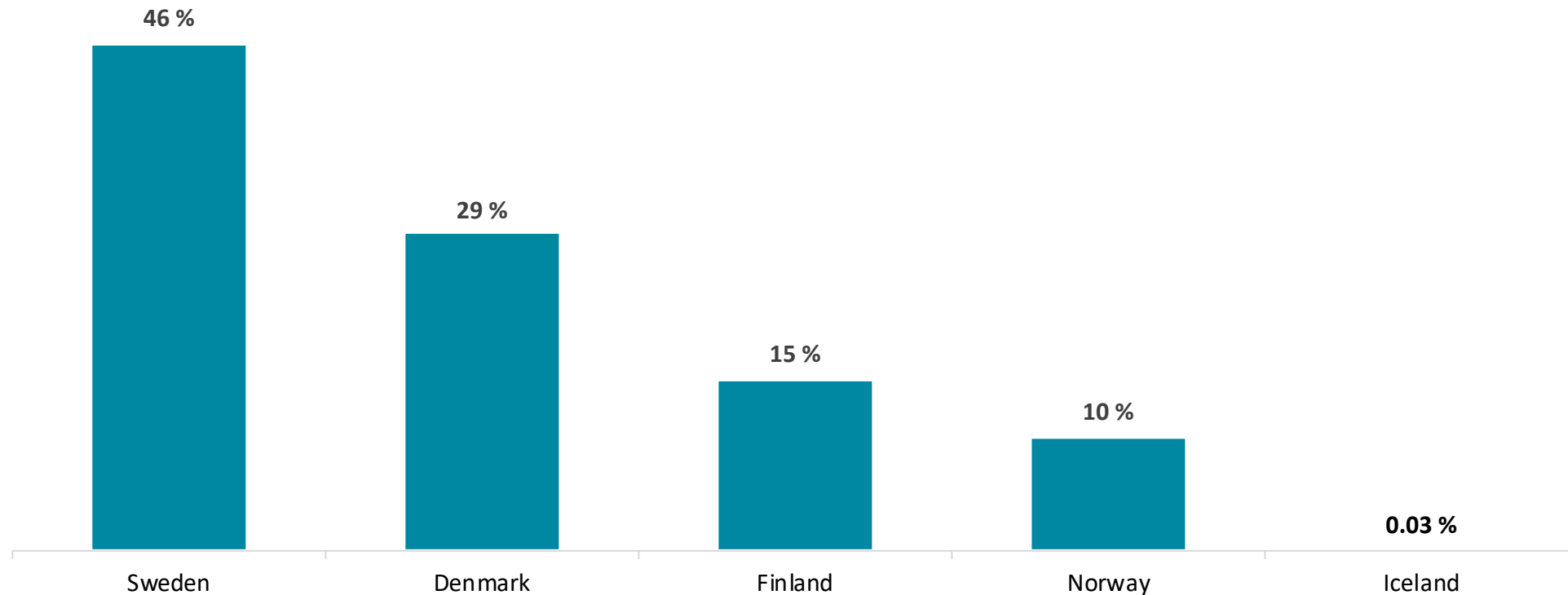
Bilateral Investment Treaties (BITs)

Title	Status	Date of Signature	Date of Entry Into Force
Saudi Arabia - Sweden BIT	In force	11/03/2008	01/10/2009

Saudi Arabia & Nordic Countries Trade

Rank of Nordic Countries according to trade with Saudi Arabia

Sweden is the leading Nordic trading partner with Saudi Arabia, accounting for 46% of total Nordic trade, valued at USD 1,675.03 million. **Denmark** follows as the second-largest partner, contributing 29% of Nordic trade, equivalent to USD 1,053.17 million. **Finland** ranks third with 15% of the trade, amounting to USD 565.45 million. **Norway** is in fourth place, representing 10% of Nordic trade, totaling USD 375.63 million. **Iceland** is the smallest contributor, with just 0.03% of the total trade, valued at USD 1.10 million.



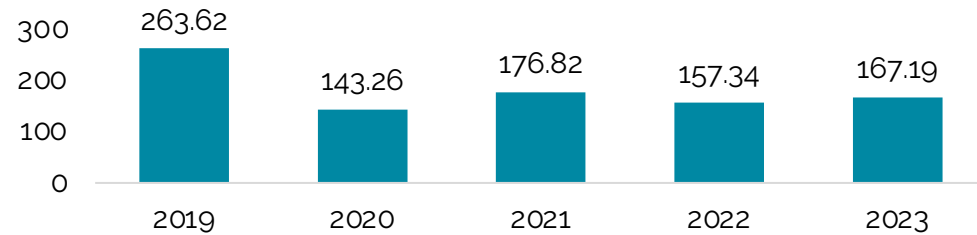
Nordic Countries makes up 0.70% of Saudi Arabia's total trade in 2023

In 2023, Saudi Arabia exported USD 167.19 million to Nordic Countries. During the same period, Saudi Arabia's imports from Nordic Countries reached USD 3503.19 million being higher by 5.43% compared to the previous year.

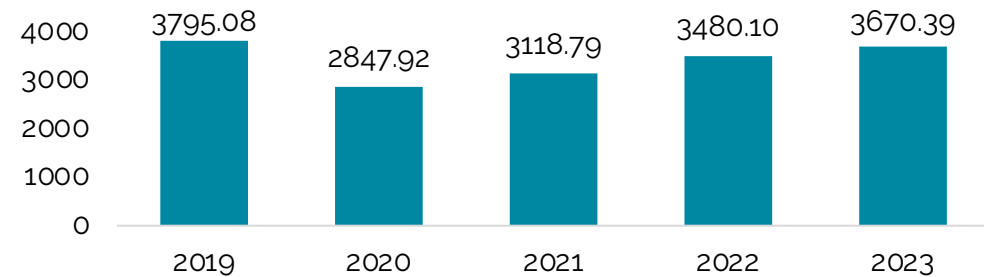
The total value of the trade between Saudi Arabia & Nordic Countries in 2023 is equal to USD 3670.39 million.

In total, Saudi Arabia had a negative trade balance with Nordic Countries of US\$-3336.00 million in 2023.

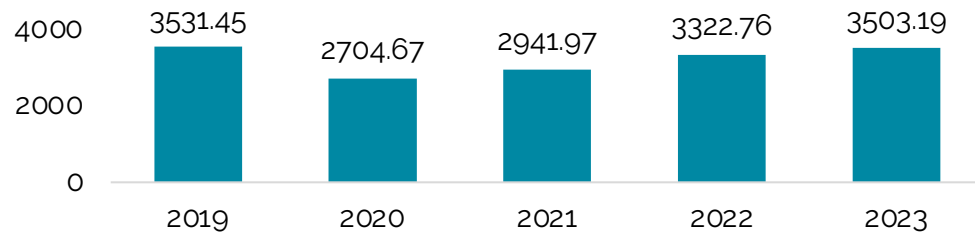
Saudi Arabia Exports to Nordic Countries, in Million US\$



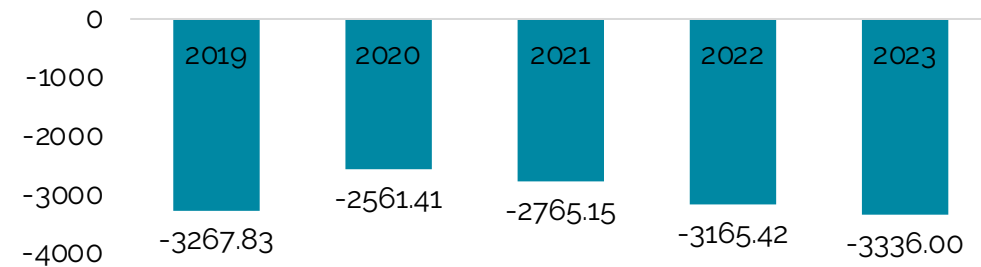
Total Trade in Million US\$



Saudi Arabia Imports from Nordic Countries, in Million US\$



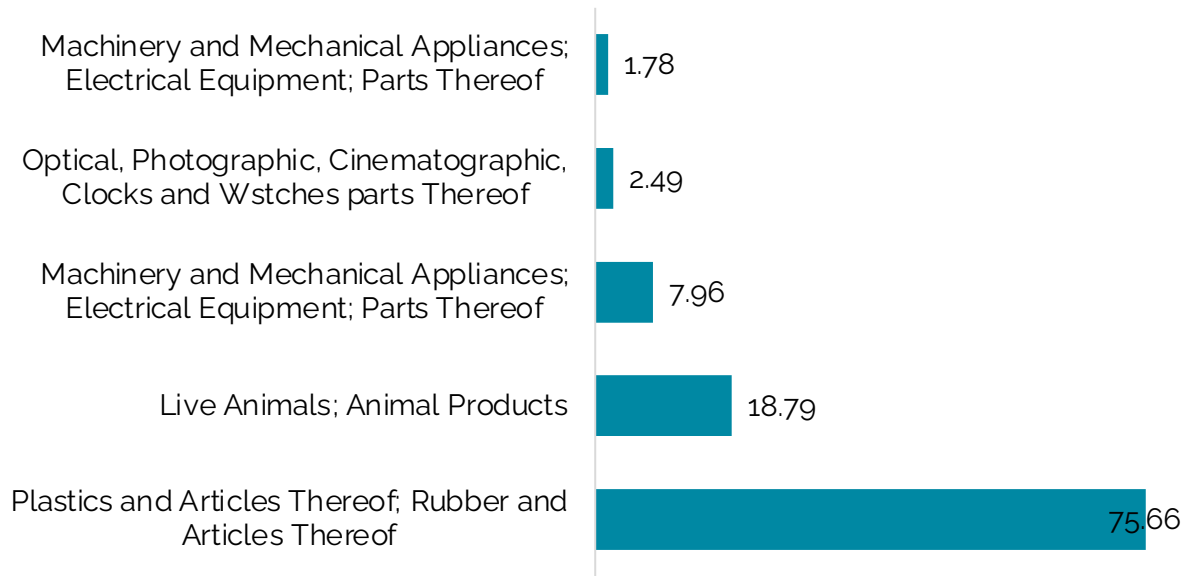
Trade balance in Million US\$



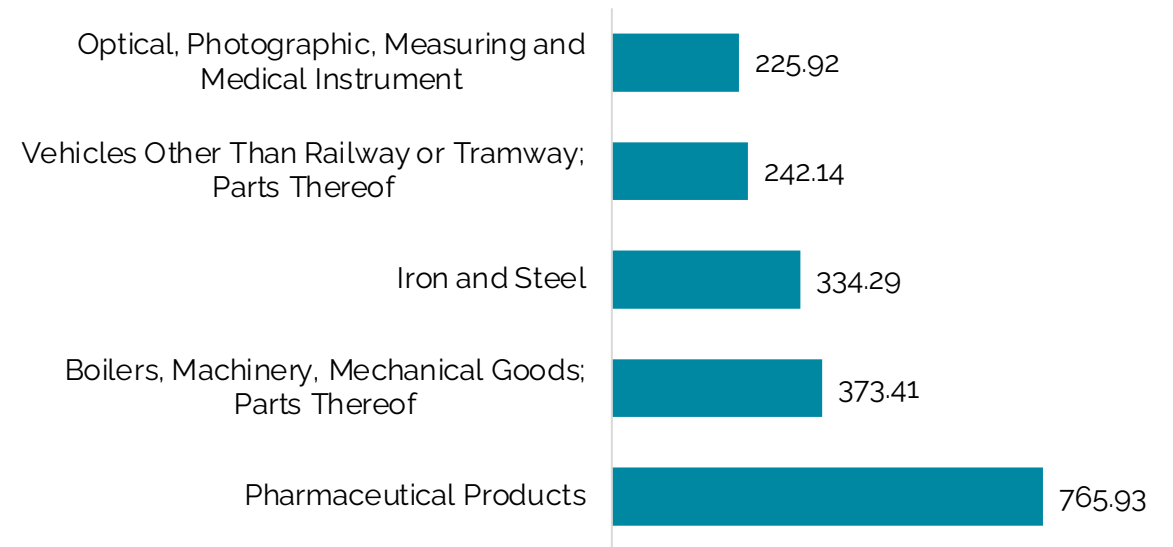
Top trade categories between Nordic Countries & Saudi Arabia

- 92.3% of Saudi Arabia's exports to Nordic Countries are within 5 categories in 2023.
- 55.4% of Saudi Arabia's imports from Nordic Countries are within 5 categories in 2023.

**Non-oil exports (include re-exports) by Chapters in 2023,
in million US\$**



**Imports by Chapters in 2023,
in million US\$**



Gulf Research Center

Knowledge for All



مركز الخليج للأبحاث
المعرفة للجميع



Gulf Research Center Jeddah (Main office)

19 Rayat Alitihad Street
P.O. Box 2134
Jeddah 21451
Saudi Arabia
Tel: +966 12 6511999
Fax: +966 12 6531375
Email: info@grc.net



Gulf Research Center Riyadh

Unit FN11A
King Faisal Foundation
North Tower
King Fahd Branch Rd
Al Olaya Riyadh 12212
Saudi Arabia
Tel: +966 112112567
Email: info@grc.net



Gulf Research Center Foundation Geneva

Avenue de France 23
1202 Geneva
Switzerland
Tel: +41227162730
Email: info@grc.net



Gulf Research Centre Cambridge

University of Cambridge
Sidgwick Avenue,
Cambridge CB3 9DA
United Kingdom
Tel: +44-1223-760758
Fax: +44-1223-335110



Gulf Research Center Foundation Brussels

Avenue de
Cortenbergh 89
4th floor, 1000
Brussels
Belgium



@Gulf_Research Gulfresearchcenter gulfresearchcenter gulfresearchcenter

www.grc.net

مركز الخليج للأبحاث
المعرفة للجميع