



Gulf Research Center
Knowledge for All

الله أكبر
بسم الله الرحمن الرحيم
الحمد لله رب العالمين
والصلاة والسلام على
سيدنا محمد وآله الطيبين
الطاهرين



Germany & Saudi Arabia Relations

25

January 2025

Table of Contents

- General information about Germany
- Foreign Direct Investment
- Bilateral Investment Treaties (BITs)
- Germany Trade with Saudi Arabia

General information about Germany

- Capital Berlin
- Official language German
- Population 2023 84.48 million
- Population density 238 people per sq km
- GDP 2023 US\$4456.08B
- GDP per capita 2023 US\$52745.76
- Currency Euro
- Exchange rate USD/EUR= 0.9182 (as of 26/02/2025)



Germany, officially the Federal Republic of Germany, is a sovereign state in Central Europe, bordered in the north by the North Sea, the Baltic Sea and Denmark, in the west by the Netherlands, Belgium, Luxembourg, and France, in the south by Switzerland, and Austria, and in the east by Czechia, and Poland. Additionally, Germany shares maritime borders with Sweden and the United Kingdom. Germany has an area of 357,022 km² making it the seventh largest country in Europe (if one includes Russia and Ukraine). In comparison, it is about two-thirds the size of France.

Germany is a manufacturing powerhouse

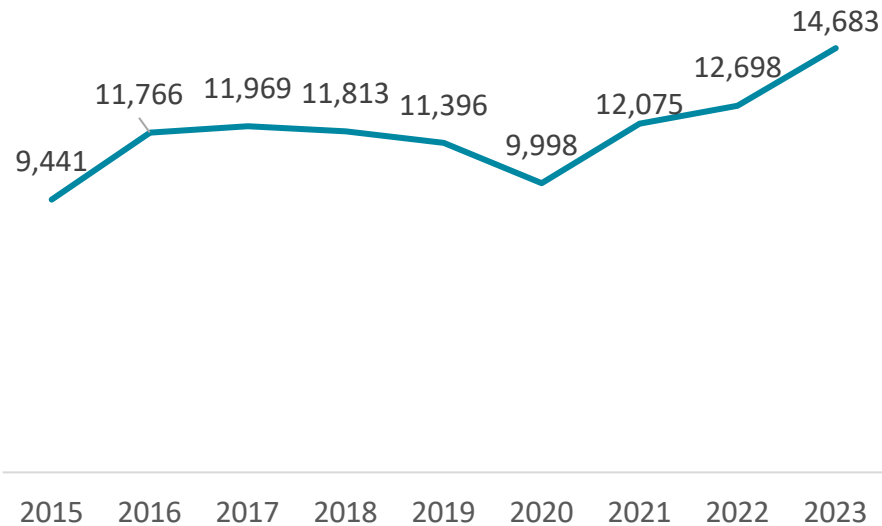
With the largest economy in Europe, Germany generates approximately 20% of Europe's Gross Domestic Product (GDP) and ranks fourth worldwide with a share of over 3% of global GDP. The country has a population of approx. 84 million people. One of the main reasons for economic Germany's success lies in its advanced capabilities in both manufacturing and services. Germany is currently one of the leading exporters in machinery vehicles and chemicals. Over the medium-to-long term, Germany is expected to shift away from exports and focus more on domestic consumption, caused by increased wages and a rising average age.



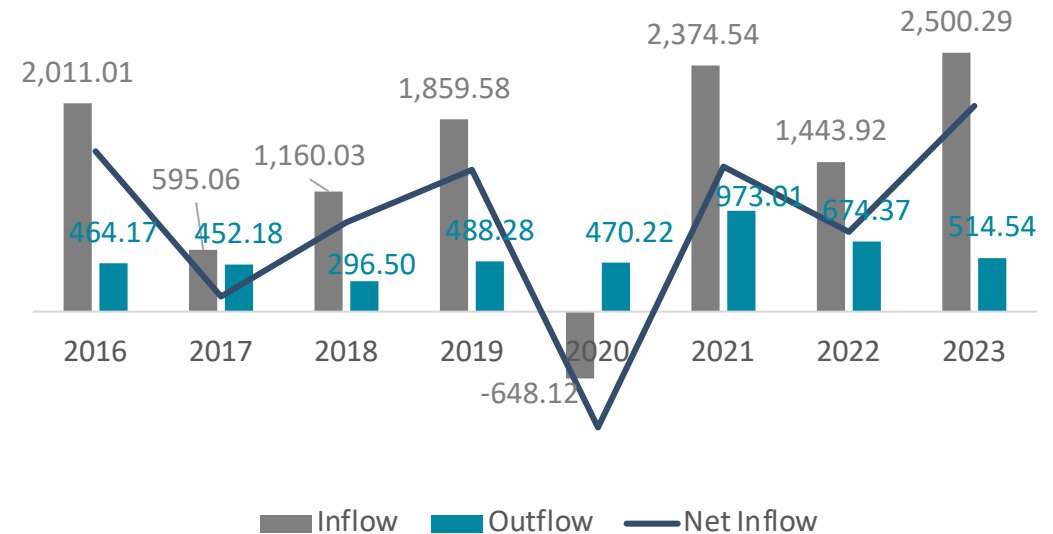
Foreign Direct Investment

- In 2023, SAR 14.7 billion in FDI stock were recorded, an increase by 15.6% compared to the previous year.
- In 2023, the value of the Foreign Direct Investment (FDI) Inflow was SAR 2.50 billion while the FDI Outflow reached a value of SAR 514.5 million. These amounts resulted in an FDI Net Inflow of SAR 2.0 billion, an increase of 158.0% than the previous year.

Annual Evolution of FDI Stock, in Million SAR




The annual evolution of FDI Inflow and Outflow, in Million SAR



Bilateral Investment Treaties (BITs)

Title	Status	Date of Signature	Date of Entry Into Force
Germany - Saudi Arabia BIT	In force	29/10/1996	08/01/1999



Germany Trade with Saudi Arabia

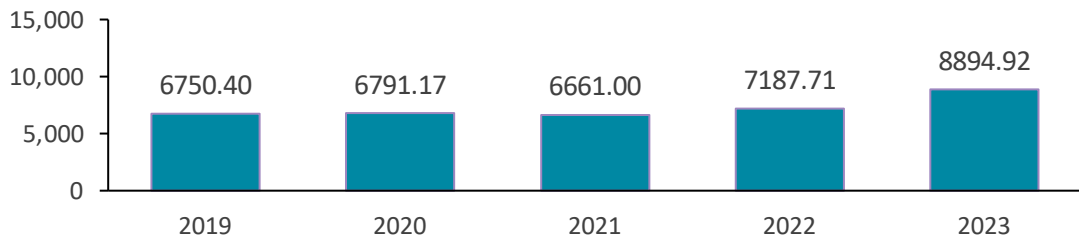
Saudi Arabia makes up 33.8% of GCC total trade with Germany

In 2023, Germany's exports to Saudi Arabia amounted to **\$8.89 billion**, accounting for **78%** of the total trade between the two countries. The primary export categories included **vehicles (excluding railway or tramway rolling stock), machinery and mechanical appliances (including boilers and nuclear reactors), pharmaceutical products, and aircraft and spacecraft components.**

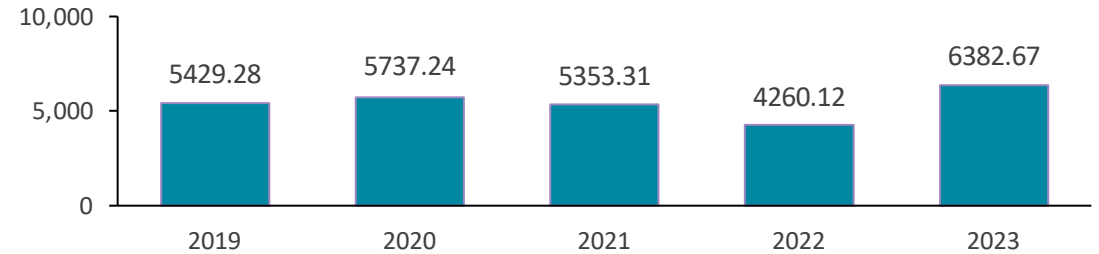
Germany's imports from Saudi Arabia totaled **\$2.51 billion**, representing **22%** of the total bilateral trade. The key import categories were **mineral fuels and oils, natural and cultured pearls, precious and semi-precious stones, plastics and plastic articles, organic chemicals, and rubber products.**

Overall, Germany recorded a **trade surplus of \$6.38 billion** with Saudi Arabia in 2023, with total bilateral trade reaching **\$11.41 billion.**

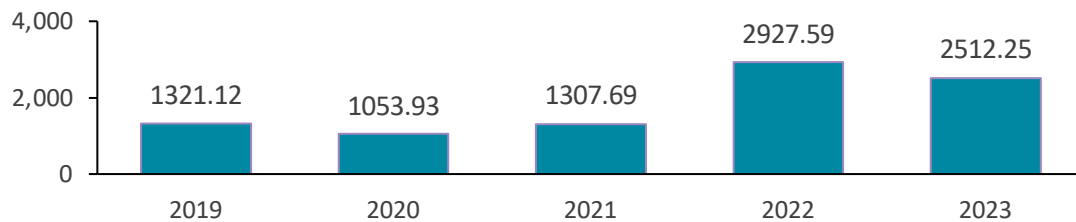
Germany Exports to Saudi Arabia, in million US\$



Trade balance, in million US\$



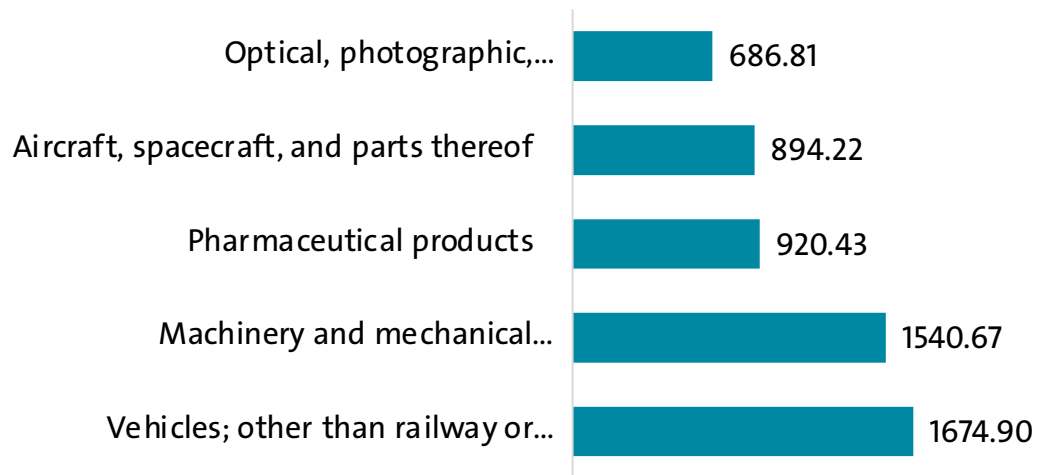
Germany Imports from Saudi Arabia, in million US\$



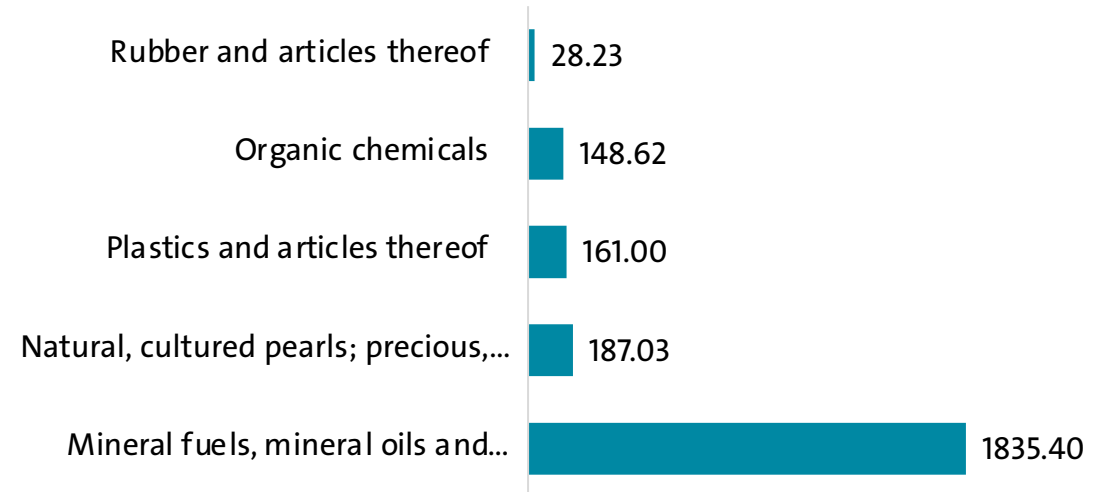
Top trade categories between Germany & Saudi Arabia

In 2023, **64.3%** of Germany’s exports to Saudi Arabia were concentrated in five key categories. The largest export sectors were **vehicles (excluding railway or tramway rolling stock) and related parts and accessories (18.8%)**, followed by **machinery and mechanical appliances, including boilers and nuclear reactors (17.3%)**. Meanwhile, **94.0%** of Germany’s imports from Saudi Arabia fell within five main categories. The dominant import sectors were **mineral fuels and oils (73.1%)** and **natural and cultured pearls, as well as precious and semi-precious stones (7.4%)**.

Top categories for export to Saudi Arabia in 2023, in a million US\$



Top categories for import from Saudi Arabia in 2023, in a million US\$



Top trade products between Germany & Saudi Arabia

- In 2023, **44.7%** of Germany's exports to Saudi Arabia were concentrated in ten key products. The top export items included **aircraft, motor cars and other vehicles, and medicaments**.
- Meanwhile, **92.0%** of Germany's imports from Saudi Arabia were also concentrated in ten key products. The primary imports consisted of **crude petroleum oils and oils derived from bituminous minerals, refined petroleum oils, and waste and scrap of precious metals**.

Top products for export to Saudi Arabia in 2023	Code	Value (MUS\$)
Aircraft, except unmanned aircraft	8802	880.49
Motor cars and other motor vehicles	8703	720.37
Medicaments	3004	578.63
Tractors	8701	453.79
Human blood; animal blood for therapeutic, prophylactic or diagnostic uses...	3002	303.41
Instruments and appliances used in medical, surgical...	9018	267.84
Reagents; diagnostic or laboratory reagents on a backing, prepared diagnostic...	3822	231.60
Special purpose motor vehicles; not those for the transport of persons...	8705	227.88
Vehicles; for the transport of goods	8704	180.44
Colloidal precious metals; inorganic...	2843	128.83

Top products for import from Saudi Arabia in 2023	Code	Value (MUS\$)
Petroleum oils and oils obtained from bituminous minerals; crude	2709	1570.63
Petroleum oils and oils from bituminous minerals, not crude	2710	261.84
Waste and scrap of precious metal	7112	184.29
Polymers of ethylene, in primary forms	3901	81.53
Polymers of propylene or of other olefins, in primary forms	3902	52.23
Cyclic hydrocarbons	2902	45.24
Acids; saturated acyclic monocarboxylic acids...	2915	34.06
Synthetic rubber and factice derived from oils, in primary forms...	4002	27.28
Acyclic alcohols and their halogenated, sulphonated...	2905	27.16
Commodities not specified according to kind	9999	26.90

GRC's Offices



Gulf Research Center Jeddah (Main office)

19 Rayat Alitihad Street
P.O. Box 2134
Jeddah 21451
Saudi Arabia
Tel: +966 12 6511999
Fax: +966 12 6531375
Email: info@grc.net



Gulf Research Center Riyadh

Unit FN11A
King Faisal Foundation
North Tower
King Fahd Branch Rd
Al Olaya Riyadh 12212
Saudi Arabia
Tel: +966 112112567
Email: info@grc.net



Gulf Research Center Foundation Geneva

Avenue de France 23
1202 Geneva
Switzerland
Tel: +41227162730
Email: info@grc.net



Gulf Research Centre Cambridge

University of Cambridge
Sidgwick Avenue,
Cambridge CB3 9DA
United Kingdom
Tel: +44-1223-760758
Fax: +44-1223-335110



Gulf Research Center Foundation Brussels

Avenue de
Cortenbergh 89
4th floor, 1000
Brussels
Belgium



Gulf Research Center
Knowledge for All